



*Manitou®*



LEGACY LT X-PLODE XT LEGACY X-PLODE SES ENCORE OASIS AURORA ENCORE PRO ANGLER OASIS ANGLER AURORA ANGLER



# Manitou®

For 30 years, Manitou has been proud to be a part of countless great days on the water. That's why we work so hard to design and build pontoon boats that deliver in important categories like performance, luxury, and value. Not to mention comfort, fun, and laughter.

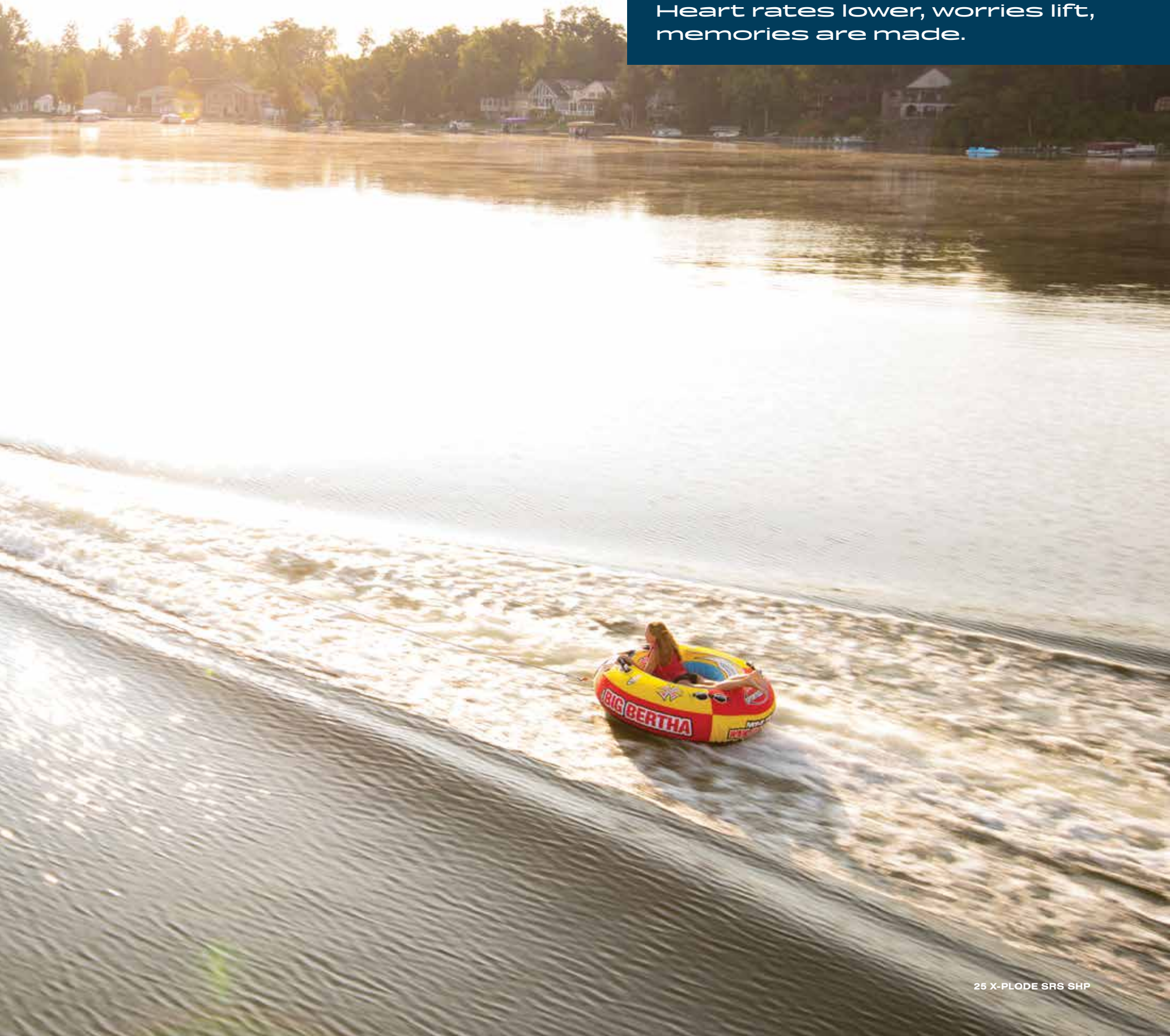
In 2016, we're not about to rest, even if one of our thoughtfully designed captain's chairs beckons. In addition to our established lineup of pontoon boats and our patented V-Toon® Technology, we're celebrating our 30th Anniversary by introducing an all-fiberglass model. It's a major breakthrough, and further blurs the lines between pontoons and runabouts.

In our 30th Anniversary year, we invite you to join us as we continue this great ride.





To us, a day on the water is  
an essential part of living well.  
Heart rates lower, worries lift,  
memories are made.



# 30 YEARS OF CELEBRATED INNOVATION



Manitou founded



1985

1987

New Enclosed Stern Models Added



Manitou unveils 28-foot Limited



1990

1995

New state-of-the-art manufacturing facility



Manitou unveils Legacy and Oasis unveiled



1997

## 1985

In 1985, Manitou was founded by Scott VanWageningen, Tom Schupbach, and Lanette VanWageningen with the simple goal of constructing the highest quality boats at a competitive price. Standing by this core principle from the very beginning is one of the main reasons why Manitou still rises above their competitors to this day.



From day one, every Manitou boat has met or exceeded the stringent safety and performance regulations established by the National Marine Manufacturers Association (NMMA).

## 1987

All new enclosed stern models were added to the Manitou line-up.

## 1990

Marking the 5th anniversary, Manitou unveiled the 28-foot Limited which quickly became the flagship model — options included a bar, sink and cooler.

## 1995

Growing success results in the construction of a larger, state-of-the-art manufacturing facility. Strategically located near two major highways, Manitou is able to more efficiently distribute to their North American dealer base.

## 1997

Two boats made their grand entrance. The Legacy — Manitou's top-of-the-line model, offering the pinnacle of luxury and comfort. And, The Oasis — a family-oriented boat which also offered extraordinary comfort, style and performance.

## 2001

Manitou introduced several boat models with 3-tube construction.

## 2002

The Chaise Privacy Station is introduced. By integrating the privacy station into the port bench, the usable floor space on a Manitou increased compared to the typical stern privacy station offered by others.

## 2003

Manitou receives the inaugural CSI Award given by the National Marine Manufacturing Association. Manitou has received this coveted award every year since.

## 2005

Manitou sends its competitors scrambling by introducing an industry-changing new hull design — the SHP (Sport Handling Package). The new hull design offers unprecedented handling at top end speeds.



Three-tube construction boats unveiled **2001**




**2003** Manitou receives CSI Award

Sports Handling Package unveiled **2005**



**2007** SHP and V-Toon technology leads the industry

Manitou unveils X-Plode **2008**



**2010** Manitou launches the SES

**2011** Manitou receives patent for V-Toon technology

Manitou sweeps McKainer Barrel Race **2013**



**2015** Manitou unveils Legacy LT and X-Plode XT; new Manitou facility

Manitou sweeps McKainer Barrel Race **2014**



## 2006

Manitou received their first J.D. Power and Associates Award, ranked "Highest in Customer Satisfaction with Pontoon Boats" in 2006.

## 2007

Became the first and only pontoon boat to be endorsed by the USA Waterski Association.



The SHP and V-Toon® technology leads the industry and garners impressive reviews from customers and industry professionals alike.

## 2008

Manitou received their second J.D. Power and Associates Award, ranked "Highest in Customer Satisfaction with Pontoon Boats" in 2008.

Leading the industry again, Manitou introduces the unrivaled X-Plode built for those who demand that extra edge of excitement from their boats.

## 2010

Manitou launches the SES — Stern Entertainment System — available on 25-foot and 27-foot models. It's a revolutionary design for rear-facing lounge seating offering ultimate flexibility and use of space.

## 2011

Manitou is awarded a patent for its V-Toon technology. More than simply the addition of a third tube, the precise design and engineering of the V-Toon produces not only stability but superior handling and safety at higher speeds. No pontoon handles more like a V-bottom monohull.

## 2013

The McKainer Pontoon Barrel Race, hosted by Pontoon & Deck Boat Magazine, is dominated by Manitou. We sweep the Outboard category at this annual event, clearly demonstrating the advantages of our designs over those of our competitors.

## 2014

It's back-to-back for Manitou at the McKainer Pontoon Barrel Race. Once again, we sweep the Outboard category, not only winning all three divisions but doing it in convincing fashion. No other boats come close.

## 2015

Further blurring the lines between pontoons and runabouts, Manitou introduces the fiberglass Legacy LT and X-plode XT models. Years of research and experience result in models that are fiberglass from the deck up — without adding significant weight or sacrificing performance. We also move our operations into a new, state-of-the-art facility that upgrades our manufacturing capabilities and allows us to pursue even more advances in pontoon boat design.



# 2016 PREMIUM PONTOONS

**A 30<sup>TH</sup> ANNIVERSARY IS  
SUPPOSED TO BE PEARLS.  
WE WENT WITH FIBERGLASS.**

The newest models in the Manitou lineup didn't emerge overnight. In fact, it took us until our 30th year to introduce them.

What makes them so exciting? In a word, fiberglass. In both the X-Plode XT and the Legacy LT, everything from the deck up is crafted of it, creating boats that further blur the lines between pontoons and runabouts.

These two are true game-changers — the versatility and luxury of a high-end pontoon with the style and comfort of a traditional hull boat. What's more, we didn't sacrifice the performance that people have come to expect from Manitou because the fiberglass in these boats doesn't add significant weight.

Not only are the finishes first-class, so is the functionality. A smart screen delivers digital readouts and remote access to the wake tower, the fiberglass side gate has a friction hinge so it remains open at any angle, and every layout utilizes space in ways you'll love.

To us, these boats are more than just two new models. They're a celebration of 30 years spent working to help people make the most of every day on the water.





## LEGACY LT

Pages 6 - 11

30 years in the making, the luxury Legacy LT further blurs the lines between pontoons and runabouts, as our introduction of fiberglass reshapes the industry — and creates exciting new options for you. Expect the highest levels of luxury on this boat and performance that is unmatched on the water.



25 LEGACY LT SHP



25 X-PLODE XT SHP



23 X-PLODE XT SHP



## X-PLODE XT

Pages 12 - 17

Bonding high performance with fiberglass, the X-Plode XT delivers speed and incredible handling on the water. It's further proof that compromise simply isn't in our DNA. Loaded with technology, ready to excite, and fiberglass from the deck up.





# LEGACY LT

23/25







If you've spent years debating a pontoon boat, it's time to take the plunge.



25 LEGACY LT SHP



[WWW.MANITOU PONTONBOATS.COM](http://WWW.MANITOU PONTONBOATS.COM)



# LEGACY LT

23/25







25 LEGACY LT SHP



25 LEGACY LT SHP





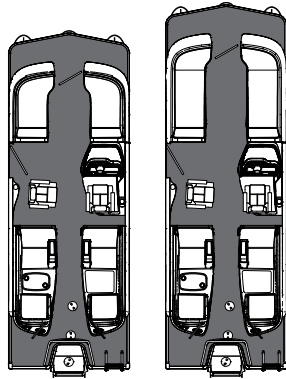


25 LEGACY LT SHP



# LEGACY LT

23/25



23 Legacy LT  
SRS

25 Legacy LT  
SRS

## LEGACY LT SRS

	23 LEGACY LT		25 LEGACY LT	
HULL	VP	SHP	VP	SHP
LENGTH OVERALL*/DECK	24' 4"/23' 10"	24' 4"/23' 10"	26' 4"/25' 10"	26' 4"/25' 10"
DIAMETER	23", 27", 23"	23", 27", 23"	23", 27", 23"	23", 27", 23"
WEIGHT	3,145 lbs.	3,250 lbs.	3,505 lbs.	3,620 lbs.
PERSONS/CAPACITY	12/1,895 lbs.	12/1,715 lbs.	13/2,145 lbs.	13/1,960 lbs.
MAX HP	150	250	150	300

\* Includes transom

Canadian capacities may vary.  
Visit our website for details.

## LEGACY LT FEATURES

### COMFORT & CONVENIENCE

Anchor Light, LED
Automotive Paint Finish
Carpet – Tan with Vinyl Rear Deck
Cooler, Hard Side – 24 Can
Cupholders, Stainless Steel
Dinette Table, 2 Rectangular
Docking Lights, LED with Accent Lighting
Extended Starboard Chaise
Ladder, Rear Entry Wide 4 Step
Lights, Blue LED Track
Lights, Cupholders Blue LED
Lights, Exterior Blue LED
Master ON/OFF Battery Switch
Mooring Cover, Color Matched
Navigation Lights, LED
Portable Cupholders (2 each) Stainless Inserts
Privacy Station Assembly in Chaise (does not include Porta Potti)
Seat Hinges, Hands Free Loading
Ski Tow Bar
Tower, Sport Hybrid with Stainless Bimini

### HELM HIGHLIGHTS

12 Volt Outlet & USB Port/Aux In with cell phone holder
AM/FM Kicker Blue Tooth Radio & 6 Kicker LED Speakers
Billet Aluminum Dash Accents
Dimmable Interior Lighting
Helm Chair, Slider
Helm Chair, Reclining High Back with Folding Arms and Flip Up Bolster
Helm, 7-inch Manitou Smart Touch Screen with Mapping Software
Helm, Raised Fiberglass
Horn
Side Storage Bin
Steering, Tilt
Steering Wheel, Gussi Evo
Tachometer, Hourmeter, GPS Speedometer
Windscreen

### CONSTRUCTION & QUALITY

Corner Castings, Stainless Steel
Crossmembers, Extruded Aluminum
Fasteners, Stainless Steel
Fiberglass Walls
Furniture, Fiberglass Base
Lift Gate, Front, with Custom Billet Aluminum Gate
Mooring Cleats, Stainless Steel, 4
Stainless Rub Rail

YAMAHA  
provides the power.

Manitou provides  
the excitement.

**Always a winning  
combination.**







# X-PLODE XT

23/25







Nothing slows  
down our pontoon  
boats. Not even  
fiberglass.



23 X-PLUDE XT SHP

**EVINRUDE**  
E-TEC



[WWW.MANITOUPONTOONBOATS.COM](http://WWW.MANITOUPONTOONBOATS.COM)



# X-PLODE XT

23/25







25 X-PLODE XT SHP



25 X-PLODE XT SHP







23 X-PLODE XT SHP

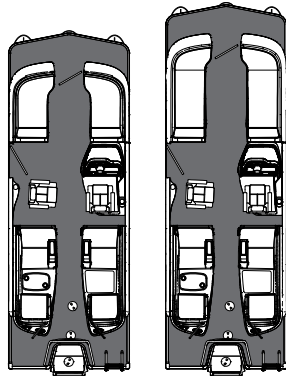


23 X-PLODE XT SHP



# X-PLODE XT

23/25



23 X-Plode XT  
SRS

25 X-Plode XT  
SRS

## X-PLODE XT SRS

	23 X-PLODE XT		25 X-PLODE XT	
HULL	VP	SHP	VP	SHP
LENGTH OVERALL*/DECK	24' 4"/23' 10"	24' 4"/23' 10"	26' 4"/25' 10"	26' 4"/25' 10"
DIAMETER	23", 27", 23"	23", 27", 23"	23", 27", 23"	23", 27", 23"
WEIGHT	3,145 lbs.	3,250 lbs.	3,505 lbs.	3,620 lbs.
PERSONS/CAPACITY	12/1,895 lbs.	12/1,715 lbs.	13/2,145 lbs.	13/1,960 lbs.
MAX HP	150	250	150	300

\* Includes transom

Canadian capacities may vary.  
Visit our website for details.

## X-PLODE LT FEATURES

### COMFORT & CONVENIENCE

Anchor Light, LED
Automotive Paint Finish
Carpet – Silver with Vinyl Rear Deck
Cooler, Hard Side – 24 Can
Cupholders, Stainless Steel
Dinette Table, 2 Rectangular
Docking Lights, LED with Accent Lighting
Extended Starboard Chaise
Ladder, Rear Entry Wide 4 Step
Lights, Blue LED Track
Lights, Cupholders Blue LED
Lights, Exterior Blue LED
Master ON/OFF Battery Switch
Mooring Cover, Color Matched
Navigation Lights, LED
Portable Cupholders (2 each) Stainless Inserts
Privacy Station Assembly in Chaise (does not include Porta Potti)
Seat Hinges, Hands Free Loading
Ski Tow Bar
Tower, Sport Hybrid with Stainless Bimini

### HELM HIGHLIGHTS

12 Volt Outlet & USB Port/Aux In with cell phone holder
AM/FM Kicker Blue Tooth Radio & 6 Kicker LED Speakers
Billet Aluminum Dash Accents
Dimmable Interior Lighting
Helm Chair, Slider
Helm Chair, Reclining High Back with Folding Arms and Flip Up Bolster
Helm, 7-inch Manitou Smart Touch Screen with Mapping Software
Helm, Raised Fiberglass
Horn
Side Storage Bin
Steering, Tilt
Steering Wheel, Gussi Evo
Tachometer, Hourmeter, GPS Speedometer
Windscreen

### CONSTRUCTION & QUALITY

Corner Castings, Stainless Steel
Crossmembers, Extruded Aluminum
Fasteners, Stainless Steel
Fiberglass Walls
Furniture, Fiberglass Base
Lift Gate, Front, with Custom Billet Aluminum Gate
Mooring Cleats, Stainless Steel, 4
Stainless Rub Rail

Choose an outboard that perfectly matches your Manitou and your style of boating.

**Choose Evinrude E-TEC,** the outboard that performs, and looks, like no other outboard in the world.



**EVINRUDE**  
E-TEC®



**EVINRUDE**  
E-TEC®



WWW.MANITOU PONTONBOATS.COM

17



# 2016 LEISURE PONTOONS

**YOUR DAY ON THE WATER IS PERSONAL. YOUR BOAT SHOULD BE, TOO.**

With six different leisure models, from our performance and luxury choices to our entry-level pontoons, we're confident we'll get you cruising the waters in a way that's just right for you. But all these different models are only the start of the story, because the options we offer on each boat are vast. There are literally hundreds of ways to make your boat just that — yours. You'll be able to choose floor plans, amenities, trim packages, colors, and more, so you can build a boat that fits both your family's lifestyle and budget. What's more, no matter what you select, you can be sure that the hallmarks of Manitou — craftsmanship, attention to detail, remarkable performance — are in every single boat we build.







25 LEGACY SRS SHP

## LEGACY Pages 20 – 25

Luxury living need not be restricted to your life onshore. The Legacy has established new standards for amenities and finishes, and is designed to satisfy your desire for the finer things. Often considered our flagship, the features that come standard on this boat are like nothing else out there. What's more, it's not just a premium ride — the performance of the Legacy will impress every time you leave the dock.

## X-PLODE Pages 26 – 31

The performance boat that carves through the water and competitors, the X-Plode is an exhilarating ride. And when you want to ease off the throttle to enjoy a day in the sun, it's perfectly equipped to let you do that, too.



25 X-PLODE SRW SHP



25 SES BENCH SHP

## SES Pages 32 – 37

It's the boat that can deliver it all, in custom packages that ensure you get exactly what you want. Even if exactly what you want is a full day that includes everything from grilling and dining to lounging, sunbathing, and skiing. If you love to entertain at home, let this boat be the way you host people when you're out on the water. Choose from five different floor plans to create the environment that will make every gathering great.



23 OASIS SR SHP

## ENCORE Pages 38 – 43

Right in the sweet spot where comfort, versatility, performance, and value come together. Which makes it perfect for getting out to your favorite spot on the water, and hardly surprising that it's one of our most popular models.



25 ENCORE RF SHP



23 AURORA RF VP

## OASIS Pages 44 – 49

The craftsmanship and performance of Manitou are obvious in the Oasis. With a boatload — yes, a boatload is the appropriate adjective — of standard features, plus four different floor plans, you can expect a craft that will exceed your expectations. Except, that is, when it comes to the price point — you'll be pleasantly surprised by the affordability of this pontoon.

## AURORA Pages 50 – 55

It's the entry-level model that definitely doesn't look — or perform — like one. With more standard features than most mid-level offerings, this is the boat that makes it easy to get out on the water and start enjoying the pontoon lifestyle. In 2016, we've upgraded the Aurora yet again — new features include webbed walls instead of graphics, two additional speakers to bring the onboard total to four, a tilt steering wheel, a windscreen, and a Low Back Recliner/Slider.





# LEGACY

23 to 27



23 LEGACY SRS SHP



About the nicest  
place you can  
go without a shirt  
or shoes.





# LEGACY

23 TO 27



23 LEGACY SRS SHP





23 LEGACY SRS SHP





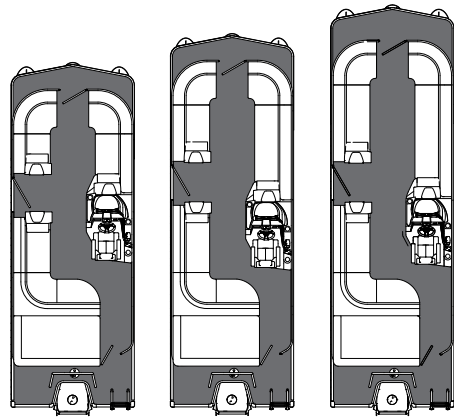


25 LEGACY SRW SHP (optional tall windshield)

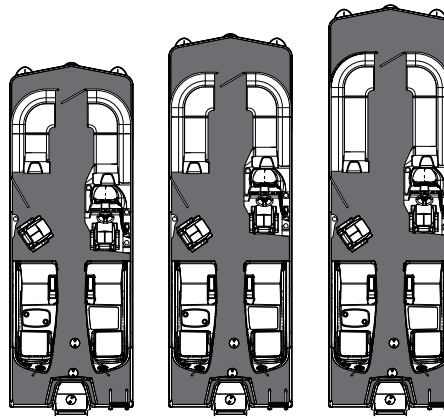


# LEGACY

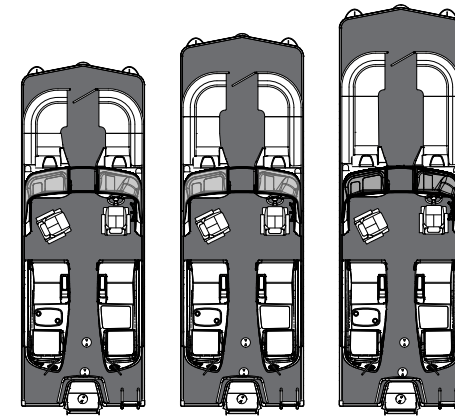
23 to 27



23 Legacy Standard  
25 Legacy Standard  
27 Legacy Standard



23 Legacy SRS  
25 Legacy SRS  
27 Legacy SRS



23 Legacy SRW  
25 Legacy SRW  
27 Legacy SRW

Standard floorplan also available in 24 Twin and 26 Twin.

## LEGACY STANDARD

## LEGACY SRS

## LEGACY SRW

	23 LEGACY		24 LEGACY	25 LEGACY		26 LEGACY	27 LEGACY	
HULL	VP	SHP	Twin	VP	SHP	Twin	VP	SHP
LENGTH OVERALL*/DECK	24' 4"/23' 10"	24' 4"/23' 10"	24' 11"/23' 7"	26' 4"/25' 10"	26' 4"/25' 10"	26' 11"/25' 7"	28' 4"/27' 10"	28' 4"/27' 10"
DIAMETER	23", 27", 23"	23", 27", 23"	25"	23", 27", 23"	23", 27", 23"	25"	23", 27", 23"	23", 27", 23"
WEIGHT	2,995 lbs.	3,100 lbs.	2,510 lbs.	3,305 lbs.	3,420 lbs.	2,665 lbs.	3,615 lbs.	3,735 lbs.
PERSONS/CAPACITY	12/1,895 lbs.	12/1,715 lbs.	11/1,865 lbs	13/2,145 lbs.	13/1,960 lbs.	13/2,130 lbs.	15/2,400 lbs.	15/2,215 lbs.
MAX HP	150	250	130	150	300	130	150	300

\* Includes transom

Canadian capacities may vary. Visit our website for details.

## LEGACY FEATURES

### COMFORT & CONVENIENCE

Bimini Anchor Light, LED
Bimini Top & Boot, Powder Coated Aluminum with LED Lights
Carpet – Tan with Vinyl Rear Deck
Cooler, Hard Side – 24 Can
Cupholders, Stainless Steel, Lighted Blue LED
Dinette Table (Two Tables with SRS)
Extended Starboard Chaise
Furniture, Chaise with Flip Up Arm Rests
In Wall, LED Docking & Navigation Lights
Ladder, Rear Entry Wide 4 Step
Lights, Blue LED Track
Master ON/OFF Battery Switch
Mooring Cover, Color Matched
Portable Cupholders (2 each) Stainless Inserts
Privacy Station Assembly in Chaise (does not include Porta Potti)
Seat Hinges, Hands Free Loading
Ski Tow Bar

### HELM HIGHLIGHTS

12 Volt Outlet & USB Port/Aux In with cell phone holder
AM/FM Kicker Blue Tooth Radio & 4 Kicker LED Speakers
(6 LED Kicker Speakers on SRS/SRW)
Gauges – GPS Speedo, Tachometer, Trim Gauge, Voltmeter
Helm Chair, Slider
Helm Chair, Reclining High Back and Flip Up Bolster
Helm, Manitou Smart Screen
Helm, Raised Fiberglass
Horn
Light, Courtesy LED
Steering Wheel, Gussi 930
Windscreen

### CONSTRUCTION & QUALITY

Corner Castings, Stainless Steel
Crossmembers, Extruded Aluminum – Hat Shaped
Fasteners, Stainless Steel
Furniture, Hybrid Rotomold
Mooring Cleats, Stainless Steel, 4
Mooring Eyes
Powder Coated Rub Rail with Stainless Steel Dock Guard
Wall Tubing, Heavy Duty, .090-inch Thick, 1.25-inch Square, Powder Coated





# X-PLODE

23 to 27







When the person driving the boat is having as much fun as the person on the board behind it.



25 X-PLUDE SRW SHP

**EVINRUDE**  
E-TEC



[WWW.MANITOU PONTONBOATS.COM](http://WWW.MANITOU PONTONBOATS.COM)



# X-PLODE

23 to 27







25 X-PLODE SRS SHP



25 X-PLODE SRS SHP







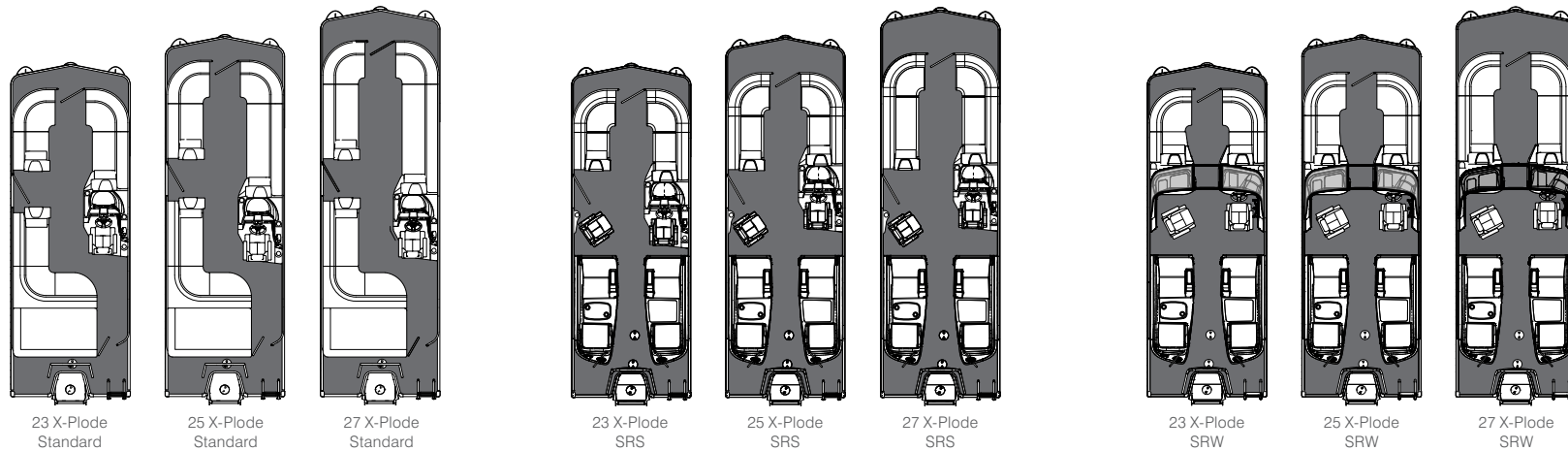
25 X-PLUDE SRW SHP





# X-PLODE

23 to 27



**X-PLODE  
STANDARD**

**X-PLODE  
SRS**

**X-PLODE  
SRW**

	23 X-PLODE		25 X-PLODE		27 X-PLODE	
HULL	VP	SHP	VP	SHP	VP	SHP
LENGTH OVERALL*/DECK	24' 4"/23' 10"	24' 4"/23' 10"	26' 4"/25' 10"	26' 4"/25' 10"	28' 4"/27' 10"	28' 4"/27' 10"
DIAMETER	23", 27", 23"	23", 27", 23"	23", 27", 23"	23", 27", 23"	23", 27", 23"	23", 27", 23"
WEIGHT	2,995 lbs.	3,100 lbs.	3,305 lbs.	3,420 lbs.	3,615 lbs.	3,735 lbs.
PERSONS/CAPACITY	12/1,895 lbs.	12/1,715 lbs.	13/2,145 lbs.	13/1,960 lbs.	15/2,400 lbs.	15/2,215 lbs.
MAX HP	150	250	150	300	150	300

\* Includes transom

Canadian capacities may vary. Visit our website for details.

## X-PLODE FEATURES

### COMFORT & CONVENIENCE

Bimini Anchor Light, LED
Bimini Top & Boot, Powder Coated Aluminum with LED Lights
Carpet – Silver with Teak Vinyl Rear Deck
Cooler, Hard Side – 24 Can
Cupholders, Stainless Steel, Lighted Blue LED
Dinette Table (Two Tables with SRS)
Furniture, Chaise with Flip Up Arm Rests
Furniture, Extended Starboard Chaise
Furniture, Custom Marine Vinyl
In Wall, LED Docking & Navigation Lights
Ladder, Rear Entry Wide 4 Step
Lights, Track Interior Blue LED
Master ON/OFF Battery Switch
Mooring Cover, Color Matched
Portable Cupholders (2 each) Stainless Inserts
Privacy Station Assembly in Chaise (does not include Porta Potti)
Seat Hinges, Hands Free Loading
Ski Tow Bar

### HELM HIGHLIGHTS

12 Volt Outlet & USB Port/Aux In
AM/FM Kicker Blue Tooth Radio & 4 Kicker LED Speakers (6 LED Kicker Speakers on SRS/SRW)
Gauges – GPS Speedo, Tachometer, Trim Gauge, Voltmeter
Helm Chair, Slider
Helm Chair, Reclining High Back
Helm, Manitou Smart Screen
Helm, Raised Fiberglass
Horn
Light, Courtesy LED
Steering Wheel, Gussi 930
Windscreen

### CONSTRUCTION & QUALITY

Corner Castings, Stainless Steel
Crossmembers, Extruded Aluminum – Hat Shaped
Fasteners, Stainless Steel
Furniture, Hybrid Rotomold
Mooring Cleats, Stainless Steel, 4
Mooring Eyes
Nose Cones, Anti-spray Integrated Splash Fins
Powder Coated Rub Rail with Stainless Steel Dock Guard
Wall Tubing, Heavy Duty, .090-inch Thick, 1.25-inch Square, Powder Coated





**SES**  
23 to 27





Great gatherings  
have a hub. This one  
happens to float.



25 SES BENCH SHP

**EVINRUDE**  
E-TEC



[WWW.MANITOUPONTOONBOATS.COM](http://WWW.MANITOUPONTOONBOATS.COM)



SES  
23 to 27



25 SES ENTERTAINER SHP





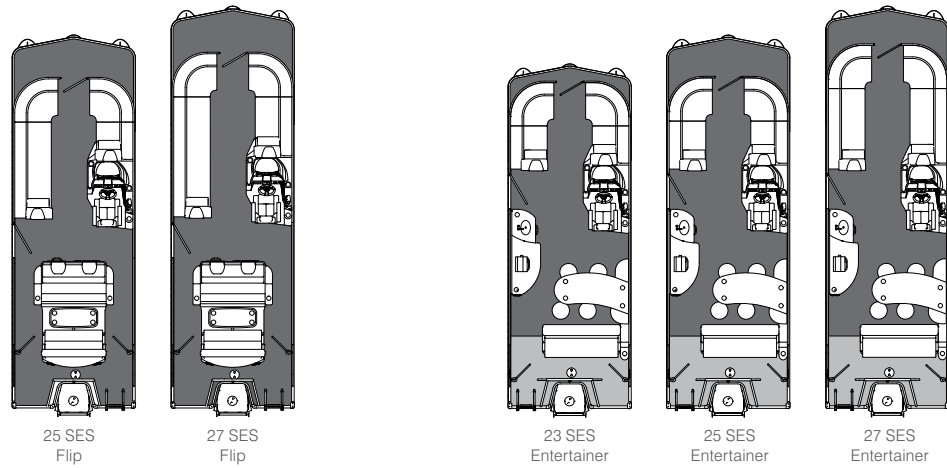
25 SES FLIP SHP





## SES PLATINUM PACKAGE

The Platinum package offers a little something extra for those with discerning tastes and style. Refinements include a stainless Bimini top, stainless steel dock guard with SS corner castings, the raised LX helm with Manitou Smart Screen, and tone-on-tone furniture group with flip-up armrests. All five SES floorplans are available with the Platinum Package.



SES Entertainer floorplan also available in 24 Twin and 26 Twin.

### SES FLIP

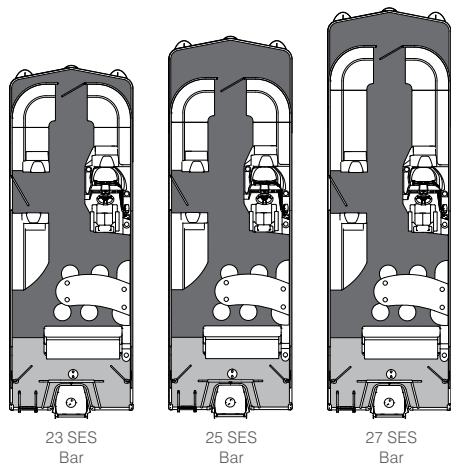
Dubbed the Cleopatra Lounger, the SES Flip floorplan offers a huge rear lounge seat that, when not occupied by sunbathing royalty, converts to spacious picnic seating.

### SES ENTERTAINER

Push-off from the dock and never look back. Absolutely everything you'll need to entertain the masses is right on-board. The full galley includes a sink, fridge, and a grill. Invite your guests to watch all the action or enjoy a meal perched atop the four height-adjustable bar stools.





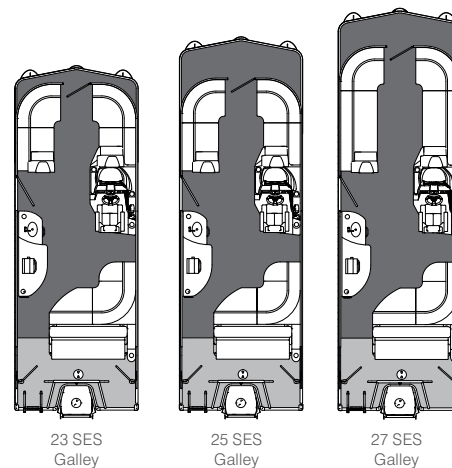


23 SES Bar  
25 SES Bar  
27 SES Bar

SES Bar floorplan also available in 24 Twin and 26 Twin.

### SES BAR

The SES Bar Floorplan offers adjustable height barstools as well as thoughtful amenities such as cup holders and LED lighting. The SES Bar is identical to the Entertainer, but swaps out the galley for an ultra comfortable bench.

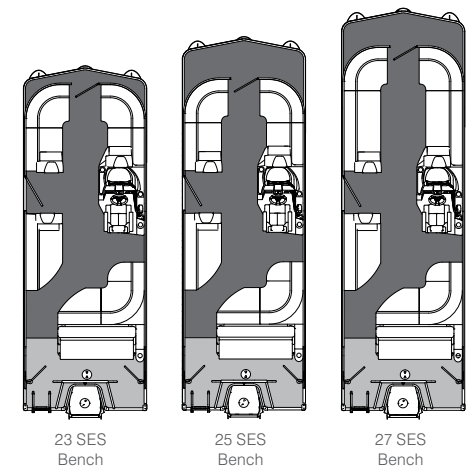


23 SES Galley  
25 SES Galley  
27 SES Galley

SES Galley floorplan also available in 24 Twin and 26 Twin.

### SES GALLEY

Food, drink, and fun are the focus with the SES Galley, as it features a built-in grill, sink, and refrigerator. The Galley is much like the Entertainer, but the bar seating is replaced with crowd pleasing bench seating.



23 SES Bench  
25 SES Bench  
27 SES Bench

SES Bench floorplan also available in 24 Twin and 26 Twin.

### SES BENCH

The SES Bench floorplan provides bench seating from bow to stern. Combined with the rear-facing bench that folds down to create a large sunpad, the SES Bench Floorplan offers plenty of seating options for any kind of activity.

	23 SES		24 SES	25 SES		26 SES	27 SES	
HULL	VP	SHP	Twin	VP	SHP	Twin	VP	SHP
LENGTH OVERALL*/DECK	24' 4"/23' 10"	24' 4"/23' 10"	26' 7"/25' 3"	26' 4"/25' 10"	26' 4"/25' 10"	28' 6"/27' 3"	28' 4"/27' 10"	28' 4"/27' 10"
DIAMETER	23", 27", 23"	23", 27", 23"	25"	23", 27", 23"	23", 27", 23"	25"	23", 27", 23"	23", 27", 23"
WEIGHT	2,995 lbs.	3,100 lbs.	2,510 lbs.	3,305 lbs.	3,420 lbs.	2,665 lbs.	3,615 lbs.	3,735 lbs.
PERSONS/CAPACITY	12/1,895 lbs.	12/1,715 lbs.	11/1,865 lbs.	13/2,145 lbs.	13/1,960 lbs.	13/2,130 lbs.	15/2,400 lbs.	15/2,215 lbs.
MAX HP	150	250	130	150	300	130	150	300

\* Includes transom

Canadian capacities may vary. Visit our website for details.

## SES FEATURES

### COMFORT & CONVENIENCE

Bimini Anchor Light, LED
Bimini Top & Boot, Powder Coated Aluminum
Carpet – Tan with Vinyl Rear Deck
Cooler, Hard Side – 24 Can
Cupholders, Stainless Steel
Dinette Table, SES Rear Group
Furniture, Extended Starboard Chaise
Furniture, Comfort Touch Marine Vinyl
In Wall, LED Docking & Navigation Lights
Ladder, Rear Entry Wide 4 Step
Lights, Track Interior Blue LED
Master ON/OFF Battery Switch
Mooring Cover, Color Matched
Portable Cupholders (2 each) Stainless Inserts
Privacy Station Assembly (does not include Porta Potti)
Seat Hinges, Hands Free Loading
Ski Tow Bar

### HELM HIGHLIGHTS

12 Volt Outlet & USB Port, Aux In
AM/FM Kicker Blue Tooth Radio & 6 Kicker Speakers
Gauges – Depth, Fuel, GPS Speedo, Tachometer, Trim Gauge, Voltmeter
Helm Chair, Slider
Helm Chair, Mid Back Reclining with Folding Arms
Helm, Fiberglass with Soft Touch Top Automotive Style
Horn
Light, Courtesy LED
Steering Wheel, Color Matched
Windscreen

### CONSTRUCTION & QUALITY

Corner Castings, Powder Coated
Crossmembers, Extruded Aluminum – Hat Shaped
Fasteners, Stainless Steel
Furniture, Hybrid Rotomold
Mooring Cleats, Stainless Steel, 4
Mooring Eyes
Nose Cones, Anti-spray Integrated Splash Fins
Powder Coated Rub Rail
Wall Tubing, Heavy Duty, .090-inch Thick, 1.25-inch Square, Powder Coated





# ENCORE

23 to 27





Makes friends  
envious. Keeps  
bank accounts  
healthy.



25 ENCORE RF SHP

**EVINRUDE**  
E-TEC



WWW.MANITOU PONTONBOATS.COM

39



# ENCORE

23 to 27







25 ENCORE SR SHP



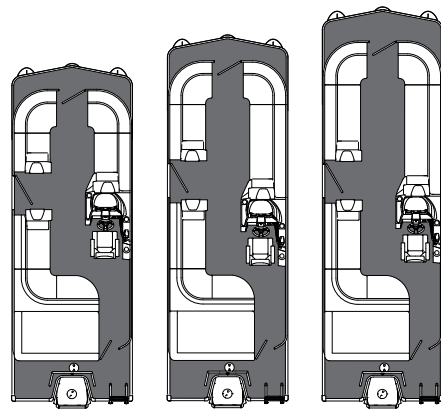






# ENCORE

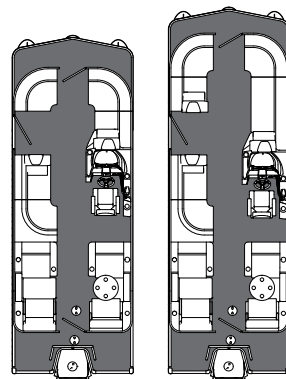
23 to 27



23 Encore Standard      25 Encore Standard      27 Encore Standard

Standard floorplan also available in 24 Twin and 26 Twin.

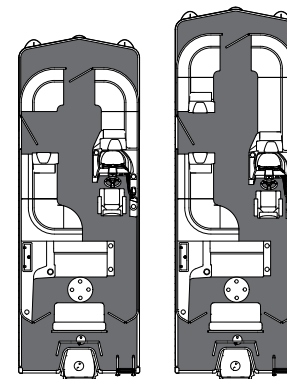
## ENCORE STANDARD



23 Encore SR      25 Encore SR

SR floorplan also available in 24 Twin and 26 Twin.

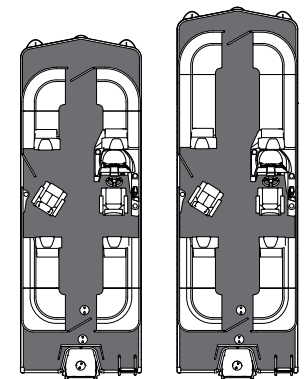
## ENCORE SR



23 Encore SE      25 Encore SE

SE floorplan also available in 24 Twin and 26 Twin.

## ENCORE SE



23 Encore RF      25 Encore RF

SE floorplan also available in 24 Twin and 26 Twin.

## ENCORE RF

	23 ENCORE		24 ENCORE	25 ENCORE		26 ENCORE	27 ENCORE	
HULL	VP	SHP	Twin	VP	SHP	Twin	VP	SHP
LENGTH OVERALL*/DECK	24' 4"/23' 10"		24' 11"/23' 7"	26' 4"/25' 10"		26' 11"/25' 7"	28' 4"/27' 10"	
DIAMETER	23", 27", 23"		25"	23", 27", 23"		25"	23", 27", 23"	
WEIGHT	2,995 lbs.		2,510 lbs.	3,305 lbs.		2,665 lbs.	3,615 lbs.	
PERSONS/CAPACITY	12/1,895 lbs		11/1,865 lbs.	13/2,145 lbs		13/2,130 lbs.	15/2,400 lbs.	
MAX HP	150		130	150		130	150	

\* Includes transom

Canadian capacities may vary. Visit our website for details.

## ENCORE FEATURES

### COMFORT & CONVENIENCE

Bimini Top & Boot, Powder Coated Aluminum
Bimini Anchor Light, LED
Carpet – Tan with Vinyl Rear Deck
Cooler, Hard Side – 24 Can
Cupholders, Stainless Steel
Dinette Table
Furniture, Comfort Touch Marine Vinyl
Furniture, Extended Starboard Chaise
In Wall, LED Docking & Navigation Lights
Ladder, Rear Entry Wide 4 Step
Lights, Track Interior Blue LED
Master ON/OFF Battery Switch
Mooring Cover, Color Matched
Portable Cupholders (2 each) Stainless Inserts
Privacy Station Assembly in Chaise (does not include Porta Potti)
Seat Hinges, Hands Free Loading
Ski Tow Bar

### HELM HIGHLIGHTS

12 Volt Outlet & USB Port
AM/FM Kicker Blue Tooth Radio & 4 Kicker Speakers
Depth Gauge
Gauges – Depth, Fuel, GPS Speedo, Tachometer, Trim Gauge, Voltmeter
Helm Chair, Slider
Helm Chair, Mid Back Reclining with Folding Arms
Helm, Fiberglass with Soft Touch Top Automotive Style
Horn
Light, Courtesy LED
Steering Wheel, Color Matched
Windscreen

### CONSTRUCTION & QUALITY

Corner Castings, Powder Coated
Crossmembers, Extruded Aluminum – Hat Shaped
Fasteners, Stainless Steel
Furniture, Roto-mold
Mooring Cleats, Stainless Steel, 4
Mooring Eyes
Powder Coated Rub Rail
Wall Tubing, Heavy Duty, .090-inch Thick, 1.25-inch Square, Powder Coated





# OASIS

20 TO 26





Even miles from  
the dock, it's a  
boat that's well  
within reach.



23 OASIS SR VP



# OASIS

20 to 26







23 OASIS SR VP



OPTIONAL FOLDING ENTERTAINMENT TABLE  
(takes the place of the privacy station)







23 OASIS RF VP

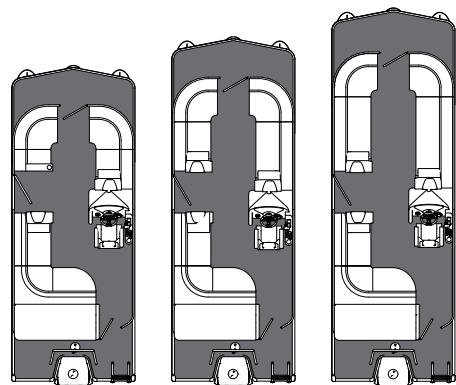


23 OASIS RF VP



# OASIS

20 TO 26

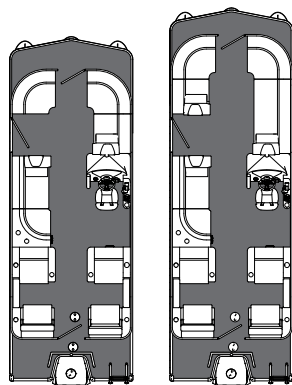


21 Oasis  
Standard

23 Oasis  
Standard

25 Oasis  
Standard

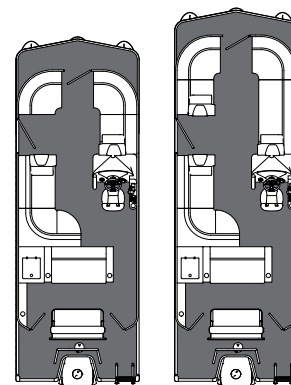
Standard floorplan also available in 20 Twin, 22 Twin and 24 Twin.



23 Oasis  
SR

25 Oasis  
SR


SR floorplan also available in 24 Twin and 26 Twin.



23 Oasis  
SE

25 Oasis  
SE

SE floorplan also available in 24 Twin and 26 Twin.



23 Oasis  
RF

25 Oasis  
RF

SE floorplan also available in 24 Twin and 26 Twin.

## OASIS STANDARD

## OASIS SR

## OASIS SE

## OASIS RF

	20 OASIS			21 OASIS			22 OASIS			23 OASIS			24 OASIS			25 OASIS			26 OASIS		
HULL	Twin	VP	SHP	Twin	VP	SHP	Twin	VP	SHP	Twin	VP	SHP	Twin	VP	SHP	Twin	VP	SHP	Twin	VP	SHP
LENGTH OVERALL*/ DECK	20' 11"/19' 7"	22' 4"/21' 10"	22' 4"/21' 10"	22' 11"/21' 7"	24' 4"/23' 10"	24' 4"/23' 10"	24' 11"/23' 7"	26' 4"/25' 10"	26' 4"/25' 10"	26' 11"/25' 7"											
DIAMETER	25"	23", 27", 23"	23", 27", 23"	25"	23", 27", 23"	23", 27", 23"	25"	23", 27", 23"	23", 27", 23"	25"	23", 27", 23"	23", 27", 23"	25"	23", 27", 23"	23", 27", 23"	25"	23", 27", 23"	23", 27", 23"	25"		
WEIGHT	1,975 lbs.	2,485 lbs.	2,575 lbs.	2,265 lbs.	2,995 lbs.	3,100 lbs.	2,510 lbs.	3,305 lbs.	3,420 lbs.	2,665 lbs.											
PERSONS/CAPACITY	9/1,520 lbs.	11/1,695 lbs.	11/1,570 lbs.	10/1,640 lbs.	12/1,895 lbs.	12/1,715 lbs.	11/1,865 lbs.	13/2,145 lbs.	13/1,960 lbs.	13/2,130 lbs.											
MAX HP	90	150	200	115	150	250	130	150	300	130											

\* Includes transom

Canadian capacities may vary. Visit our website for details.

## OASIS FEATURES

### COMFORT & CONVENIENCE

Bimini Anchor Light, LED  
 Bimini Top & Boot, Powder Coated Aluminum  
 Carpet – Tan with Vinyl Rear Deck  
 Cooler, Hard Side – 24 Can  
 Cupholders, Stainless Steel  
 In Wall, LED Docking & Navigation Lights  
 Furniture, Matrix Marine Vinyl  
 Furniture, Extended Starboard Chaise  
 Ladder, Rear Entry Wide 4 Step  
 Master ON/OFF Battery Switch  
 Mooring Cover, Color Matched  
 Privacy Station Assembly in Chaise (does not include Porta Potti)  
 Seat Hinges, Hands Free Loading  
 Ski Tow Bar

### HELM HIGHLIGHTS

12 Volt Outlet  
 Auxiliary In USB Port  
 AM/FM, Blue Tooth, Jensen Radio & 4 Jensen Speakers  
 Gauges – Fuel, GPS Speedo, Tachometer, Trim Gauge, Voltmeter  
 Helm Chair, Recliner Low Back Bucket with Arms  
 Helm Chair, Slider  
 Helm, Fiberglass (with Side Access Door)  
 Horn  
 Light, Courtesy LED  
 Steering Wheel, Soft Grip Black  
 Windscreen

### CONSTRUCTION & QUALITY

Corner Castings, Powder Coated  
 Crossmembers, Extruded Aluminum – Hat Shaped  
 Fasteners, Stainless Steel  
 Furniture, Roto-mold  
 Mooring Cleats, 4  
 Mooring Eyes  
 Rub Rail, Powder Coated  
 Wall Tubing, Heavy Duty, .090-inch Thick, 1.25-inch Square, Powder Coated

## OASIS VALUE PACKAGE

Fishfinder – Lowrance Elite 3  
 Helm Chair Upgrade – Mid Back Recliner  
 Table – Dinette  
 Lighting – Track Interior Blue LED  
 Logos – SL 24





# AURORA

18 to 25







Demonstrates  
how luxury and  
affordability can  
live in complete  
harmony.





# AURORA

18 to 25







23 AURORA RF VP



23 AURORA RF VP







25 AURORA RF VP

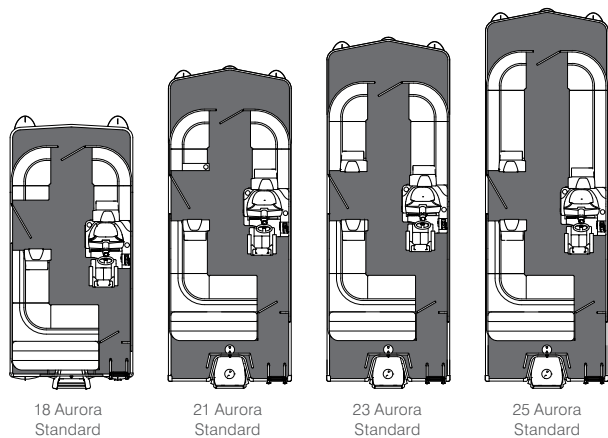


25 AURORA RF VP



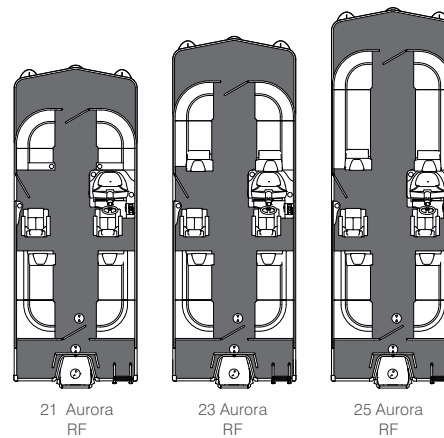
# AURORA

18 TO 25



Standard floorplan also available in 20 Twin, 22 Twin and 24 Twin.

## AURORA STANDARD



RF floorplan also available in 20 Twin, 22 Twin and 24 Twin.

## AURORA RF

	18 AURORA 20 AURORA			21 AURORA		22 AURORA		23 AURORA		24 AURORA		25 AURORA	
HULL	Twin	Twin x 23"	Twin x 25"	VP	SHP	Twin x 23"	Twin x 25"	VP	SHP	Twin x 23"	Twin x 25"	VP	SHP
LENGTH OVERALL*/ DECK	18' 11"/ 17' 7"	20' 11"/ 19' 7"	20' 11"/ 19' 7"	22' 4"/ 21' 10"	22' 4"/ 21' 10"	22' 11"/ 21' 7"	22' 11"/ 21' 7"	24' 4"/ 23' 10"	24' 4"/ 23' 10"	24' 11"/ 23' 7"	24' 11"/ 23' 7"	26' 4"/ 25' 10"	26' 4"/ 25' 10"
DIAMETER	23"	23"	25"	23", 27", 23"	23", 27", 23"	23"	25"	23", 27", 23"	23", 27", 23"	23"	25"	23", 27", 23"	23", 27", 23"
WEIGHT	1,670 lbs.	1,890 lbs.	1,970 lbs.	2,485 lbs.	2,575 lbs.	2,105 lbs.	2,155 lbs.	2,995 lbs.	3,100 lbs.	2,200 lbs.	2,260 lbs.	3,305 lbs.	3,420 lbs.
PERSONS/CAPACITY	8/ 1,225 lbs.	9/ 1,265 lbs.	9/ 1,525 lbs.	11/ 1,695 lbs.	11/ 1,570 lbs.	10/ 1,470 lbs.	10/ 1,680 lbs.	12/ 1,895 lbs.	12/ 1,715 lbs.	11/ 1,635 lbs.	11/ 1,960 lbs.	13/ 2,145 lbs.	13/ 1,960 lbs.
MAX HP	60	75	90	150	200	90	115	150	250	115	130	150	300

\* Includes transom

Canadian capacities may vary. Visit our website for details.

## AURORA FEATURES

### COMFORT & CONVENIENCE

Bimini Anchor Light, LED
Bimini Top & Boot, Anodized
Carpet – Tan with Vinyl Rear Deck
Cupholders, Stainless Steel
Furniture, Extended Starboard Chaise
Furniture, Matrix Marine Vinyl
Ladder, Rear Entry Wide 4 Step
Mooring Cover, Color Matched
Navigation Lights
Privacy Station Assembly in Chaise (does not include Porta Potti)
Ski To Bar (Standard on all but 18)

### HELM HIGHLIGHTS

12 Volt Outlet
AM/FM, Blue Tooth, Jensen Radio, AUX In USB & 4 Jensen Speakers
Gauges – Fuel, Speedo, Tachometer, Trim Gauge (with Pre-Rig), Voltmeter
Helm Chair, Low Back Recliner with Slider
Helm, Fiberglass with side access door
Horn
Steering, Tilt
Windscreen

### CONSTRUCTION & QUALITY

Anodized Rub Rail
Anodized Walls
Crossmembers, Extruded Aluminum – Hat Shaped
Fasteners, Stainless Steel
Furniture, Roto-mold
Mooring Cleats, 4
Mooring Eyes
Powder Coated Corner Castings
Wall Tubing, Heavy Duty, .090-inch Thick, 1.25-inch Square

## AURORA VALUE PACKAGE

Table – Dinette
Lighting – Docking/Nav – In Wall LED
Lighting – Track Interior Blue LED
Logos – SL 24



# 2016 ANGLER PONTOONS

## WHEN IT COMES TO FISHING, WE HAVE ALL THE ANGLERS COVERED

Fishing is a highly personal endeavor — what you fish for, how you do it, when you go. Shouldn't you have a boat that lets you enjoy your favorite activity exactly the way you want to? Our Angler Pontoons deliver all the performance you expect from Manitou, outfitted in a way that makes them ideal for fishing. So whether the sport is your passion or a favorite pastime you enjoy with your family, you can be confident your boat will let you hook into a great day on the water.







24 ENCORE PRO ANGLER FULL FRONT VP

### ENCORE PRO ANGLER

Pages 58 – 61

If you know the winners of last weekend's bass tournament and rarely see a lure you don't want to add to your tackle box, this is the boat for you. Easy to load with gear and comfortable for a full day of chasing trophy fish, the Encore Pro Angler is the boat of your dreams.



20 AURORA ANGLER FULL FRONT VP

### AURORA ANGLER

Pages 66 – 69

Here's the boat that lets you enjoy fishing the right way — livewells, rod holders, gear racks — without giving up the kind of creature comforts that make pontoon boats such a great choice. While it may be our entry-level fishing model, it will start a lifelong love of the sport — and the restorative qualities of a great day on the water.



22 OASIS ANGLER FULL FRONT VP



### OASIS ANGLER

Pages 62 – 65

While it may be designed for the more casual fisherman, there's nothing basic about it. Whether you want a day of long casts or a long day of just cruising about, it's built with enough comfort and storage to do both exceedingly well.





# ENCORE PRO ANGLER

22/24







How to enjoy the day even if the fish aren't biting.



24 ENCORE PRO ANGLER FULL FRONT VP





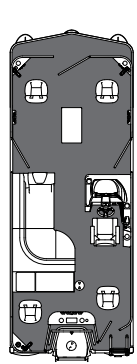
24 ENCORE PRO ANGLER FULL FRONT VP



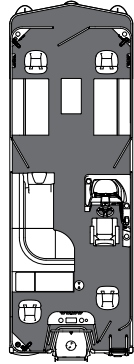


# ENCORE PRO ANGLER

22/24

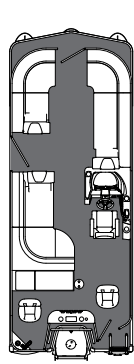


22 Encore Pro Angler  
Standard

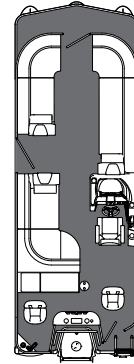


24 Encore Pro Angler  
Standard

## ENCORE PRO ANGLER STANDARD



22 Encore Pro Angler  
Full Front



24 Encore Pro Angler  
Full Front

## ENCORE PRO ANGLER FULL FRONT

	22 ENCORE PRO ANGLER			24 ENCORE PRO ANGLER		
HULL	Twin	VP	SHP	Twin	VP	SHP
LENGTH OVERALL*/DECK	22' 11"/21' 7"	22' 10"/22' 4"	22' 10"/22' 4"	24' 11"/23' 7"	24' 10"/24' 4"	24' 10"/24' 4"
DIAMETER	25"	23", 27", 23"	23", 27", 23"	25"	23", 27", 23"	23", 27", 23"
WEIGHT	2,205 lbs.	2,685 lbs.	2,785 lbs.	2,450 lbs.	2,805 lbs.	2,995 lbs.
PERSONS/CAPACITY	10/1,660 lbs.	10/1,875 lbs.	10/1,695 lbs.	11/1,890 lbs.	13/2,185 lbs.	13/1,980 lbs.
MAX HP	115	150	250	130	150	300

\* Includes transom

Canadian capacities may vary. Visit our website for details.

## ENCORE PRO ANGLER FEATURES

### COMFORT & CONVENIENCE

- 2 – Livewells Bow & Stern (Bow Livewell N/A with Full Front)
- 4 – Point Fishing (except for Full Front) (Full Front Standard with Extended Chaise)
- Bimini Top & Boot, Powder Coated Aluminum
- Bimini Anchor Light, LED
- Carpet – Tan with Vinyl Rear Deck
- Cooler, Hard Side – 24 Can
- Cupholders, Stainless Steel
- Dinette Table
- Furniture, Comfort Touch Marine Vinyl
- In Wall, LED Docking & Navigation Lights
- Ladder, Rear Entry Wide 4 Step
- Lights, Track Interior Blue LED
- Lockable Rod Box (N/A with Ext. Starboard Chaise on Full Front)
- Master ON/OFF Battery Switch
- Mooring Cover, Color Matched
- Portable Cupholders (2 each)
- Privacy Station Assembly in Chaise (does not include Porta Potti)
- Rod Holders
- Seat Hinges, Hands Free Loading

### HELM HIGHLIGHTS

- 12 Volt Outlet & USB Port
- AM/FM Kicker Blue Tooth Radio & 4 Kicker Speakers
- Depth Gauge
- Fishfinder, Lowrance Elite 4 Color, GPS, Speed/Temp, Depth
- Gauges – Fuel, GPS Speedo, Tachometer, Trim Gauge, Voltmeter
- Helm Chair, Slider
- Helm Chair, Mid Back Reclining with Arms (& Std. on FF LPT in Bow)
- Helm, Fiberglass with Soft Touch Top Automotive Style
- Horn
- Light, Courtesy LED
- Steering Wheel, Color Matched
- Windscreen

### CONSTRUCTION & QUALITY

- Corner Castings, Powder Coated
- Crossmembers, Extruded Aluminum – Hat Shaped
- Fasteners, Stainless Steel
- Furniture, Roto-mold
- Mooring Cleats, Stainless Steel, 4
- Mooring Eyes
- Powder Coated Rub Rail
- Wall Tubing, Heavy Duty, .090-inch Thick, 1.25-inch Square, Powder Coated





# OASIS ANGLER

20/22







When people  
asked for a  
great pontoon  
fishing boat, we  
took the bait.



22 OASIS ANGLER FULL FRONT VP



22 OASIS ANGLER FULL FRONT VP



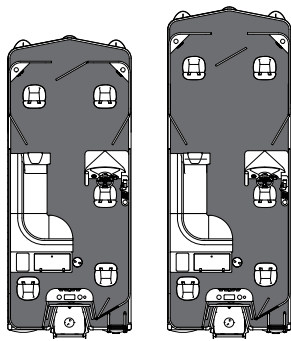
22 OASIS ANGLER FULL FRONT VP





# OASIS ANGLER

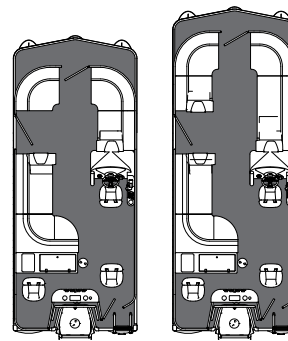
20/22



20 Oasis Angler  
Standard

22 Oasis Angler  
Standard

## OASIS ANGLER STANDARD



20 Oasis Angler  
Full Front

22 Oasis Angler  
Full Front

## OASIS ANGLER FULL FRONT

	20 OASIS ANGLER			22 OASIS ANGLER		
HULL	Twin	VP	SHP	Twin	VP	SHP
LENGTH OVERALL*/DECK	20' 11"/19' 7"	20' 10"/20' 4"	20' 10"/20' 4"	22' 11"/21' 7"	22' 10"/22' 4"	22' 10"/22' 4"
DIAMETER	25"	23", 27", 23"	23", 27", 23"	25"	23", 27", 23"	23", 27", 23"
WEIGHT	2,005 lbs.	2,460 lbs.	2,540 lbs.	2,205 lbs.	2,685 lbs.	2,785 lbs.
PERSONS/CAPACITY	8/1,510 lbs.	8/1,595 lbs.	8/1,575 lbs.	10/1,660 lbs.	10/1,875 lbs.	10/1,695 lbs.
MAX HP	90	150	175	115	150	250

\* Includes transom

Canadian capacities may vary. Visit our website for details.

## OASIS ANGLER FEATURES

### COMFORT & CONVENIENCE

4-point Fishing (Except Optional Full Front Floorplans)
Bimini Anchor Light, LED
Bimini Top & Boot, Powder Coated Aluminum
Carpet – Tan with Vinyl Rear Deck
Cooler, Hard Side – 24 Can
Cupholders, Stainless Steel
Docking & Navigation Lights, LED
Furniture, Matrix Marine Vinyl
Ladder, Rear Entry Wide 4 Step
Livewell (Stern)
Master ON/OFF Battery Switch
Mooring Cover, Color Matched
Privacy Station Assembly in Chaise (does not include Porta Potti)
Rod Holders
Seat Hinges, Hands Free Loading

### HELM HIGHLIGHTS

12 Volt Outlet
Auxiliary In USB Port
AM/FM, Blue Tooth, Jensen Radio & 4 Jensen Speakers
Gauges – Fuel, GPS Speedo, Tachometer, Trim Gauge, Voltmeter
Helm Chair, Recliner Low Back Bucket with Arms
Helm Chair, Slider
Helm, Fiberglass (with Side Access Door)
Horn
Light, Courtesy LED
Steering Wheel, Black
Windscreen

### CONSTRUCTION & QUALITY

Corner Castings, Powder Coated
Crossmembers, Extruded Aluminum – Hat Shaped
Fasteners, Stainless Steel
Furniture, Roto-mold
Mooring Cleats, 4
Mooring Eyes
Rub Rail, Powder Coated
Wall Tubing, Heavy Duty, .090-inch Thick, 1.25-inch Square, Powder Coated

## OASIS ANGLER VALUE PACKAGE

Fishfinder – Lowrance Elite 3
Helm Chair Upgrade – Mid Back Recliner
Table – Dinette
Lighting – Track Interior Blue LED
Logos – SL 24





# AURORA ANGLER

20/22



20 AURORA ANGLER FULL FRONT VP





We want to help  
you get on the  
water. Even if the  
fish don't.







20 AURORA ANGLER FULL FRONT VP



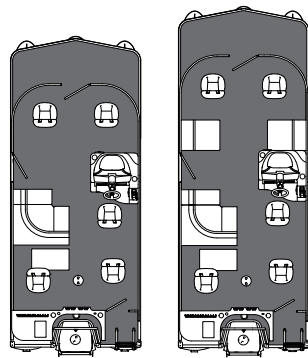
20 AURORA ANGLER FULL FRONT VP





# AURORA ANGLER

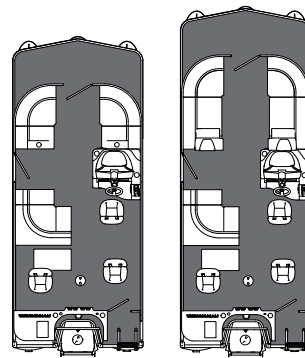
20/22



20 Aurora Angler  
Standard

22 Aurora Angler  
Standard

## AURORA ANGLER STANDARD



20 Aurora Angler  
Full Front

22 Aurora Angler  
Full Front

## AURORA ANGLER FULL FRONT

	20 AURORA ANGLER				22 AURORA ANGLER			
HULL	Twin x 23"	Twin x 25"	VP	SHP	Twin x 23"	Twin x 25"	VP	SHP
LENGTH OVERALL*/DECK	20' 11"/19' 7"	20' 11"/19' 7"	20' 10"/20' 4"	20' 10"/20' 4"	22' 11"/21' 7"	22' 11"/21' 7"	22' 10"/22' 4"	22' 10"/22' 4"
DIAMETER	23"	25"	23", 27", 23"	23", 27", 23"	23"	25"	23", 27", 23"	23", 27", 23"
WEIGHT	1,890 lbs.	1,970 lbs.	2,460 lbs.	2,540 lbs.	2,105 lbs.	2,155 lbs.	2,685 lbs.	2,785 lbs.
PERSONS/CAPACITY	9/1,265 lbs.	9/1,525 lbs.	8/1,595 lbs.	8/1,575 lbs.	10/1,470 lbs.	10/1,680 lbs.	10/1,875 lbs.	10/1,695 lbs.
MAX HP	75	90	150	175	90	115	150	250

\* Includes transom

Canadian capacities may vary. visit our website for details.

## AURORA ANGLER STANDARD FEATURES

### COMFORT & CONVENIENCE

Bimini Anchor Light, LED  
 Bimini Top & Boot, Powder Coated Aluminum  
 Carpet – Tan with Vinyl Rear Deck  
 Cupholders, Stainless Steel  
 Furniture, Matrix Marine Vinyl  
 Ladder, Rear Entry Wide 4 Step  
 Mooring Cover, Color Matched  
 Navigation Lights

### HELM HIGHLIGHTS

12 Volt Outlet  
 AM/FM, Blue Tooth, Jensen Radio & 4 Jensen Speakers  
 Gauges – Fuel, Speedo, Tachometer, Trim Gauge (with Pre-Rig), Voltmeter  
 Helm Chair, Low Back Recliner with Slider  
 Helm, Fiberglass with side access door  
 Horn  
 Steering, Tilt  
 Windscreen

### CONSTRUCTION & QUALITY

Anodized Rub Rail  
 Anodized Walls  
 Crossmembers, Extruded Aluminum – Hat Shaped  
 Fasteners, Stainless Steel  
 Furniture, Roto-mold  
 Mooring Cleats, 4  
 Mooring Eyes  
 Powder Coated Corner Castings  
 Wall Tubing, Heavy Duty, .090-inch Thick, 1.25-inch Square

## AURORA ANGLER VALUE PACKAGE

Table – Dinette  
 Lighting – Docking/Nav – In Wall LED  
 Lighting – Track Interior Blue LED  
 Logos – SL 24



# 2016 PERFORMANCE

## THE PONTOON THAT REFUSES TO ACT LIKE ONE

From the moment you step aboard a Manitou pontoon, you sense it's something special. The finishes are without flaws, the layouts are comfortable, the build quality is obvious. But it's when you leave the dock that you really begin to understand the difference.

For 30 years, our focus has been on developing pontoon boats that didn't perform like, well, pontoons. So we've delivered all the amenities and convenience without conceding characteristics like handling and acceleration to standard V-hulls.

The best reflection of this commitment is our patented V-Toon® technology, optimizing the center tube in our boats with the precise size and positioning. It's not just a third tube — it's a carefully calibrated and sized center tube designed to deliver performance like no other. No other pontoon boat has it, and once you take one on the water, you won't want a boat without it.





## A NEW GENERATION OF PONTOONS THAT DEFINES THE NEXT LEVEL OF PERFORMANCE.

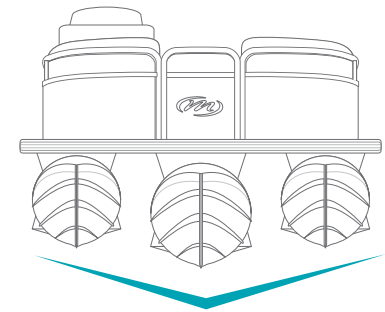
Our patented **V-Toon® technology** is more than just a third tube bolted to the deck. The innovation was engineered to optimize performance beginning with the size and position of the center tube. It's this precise positioning, in combination with strategically engineered and placed positive angle lifting strakes, that results in the "feel" and performance of a standard v-hull. Our patent assures that no other pontoon boat can give you the same results day in and day out, under all water conditions, and at any speed.

### OUR PATENTED CENTER TUBE DESIGN

**V-Toon technology** was engineered to optimize performance beginning with the size and position of its center tube. The 27-inch tube, positioned 1.25 inches lower than the 23-inch diameter outside tubes, results in a 5.25-inch differential between the bottom of the center tube and the bottom of the outside tubes. It is this precise positioning, in combination with strategically engineered and placed positive angle lifting strakes, that results in the exact degree of deadrise and water displacement needed to simulate the standard v-hull. Extensive research confirmed that an inch higher or an inch lower will detrimentally affect ride quality, stability, acceleration, speed and handling.

### LIFTING STRAKE DESIGN

Much of the critical engineering in a performance three tube hull is in the balance of precise hull geometry and strategically designed and placed lifting strakes. Like reverse angle chines on a monohull, negative angle lifting strakes can increase lift but have negative impacts on ride quality by increasing slamming loads. Conversely, positive angle lifting strakes provide the needed planing surface, deliver a smooth ride and enhance the nimble reflexes of a V-Toon. When speed and agility are what you desire, only the V-Toon hull can deliver.



## MAYBE YOUR NEXT V-HULL SHOULD BE A PONTOON?

How can we possibly compare the performance of a traditional v-hull boat with that of a pontoon? It's all in the details. The precise deadrise and strake combination on our V-Toon hulls allow them to heel, or bank into a turn to provide passengers with a more comfortable and safer ride. So, if a pontoon can deliver equal performance, comfort, and safety, along with more space and amenities than a traditional v-hull, the choice is obvious.

### DEADRISE

The angle of the hulls surface which deflects energy created by wakes and waves. Our engineers have discovered the optimal deadrise angle and have applied this technology to all our three tube boats.

### LIFTING STRAKE

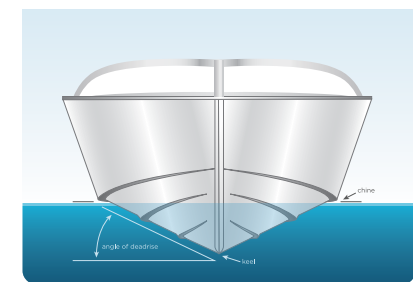
Lifting strakes provide the needed planing surface to deliver a smooth ride and enhance responsiveness. When you need to get back to a downed skier or want to get to a fishing hole first, you need the speed and agility only found on a V-Toon hull.

### DYNAMIC LIFT

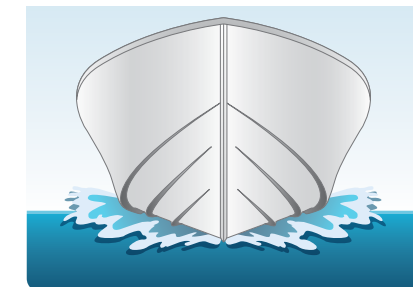
As a boat accelerates, forces increase between the surface of the hull and the water. With the right amount of speed and angle of surface, a boat will plane, or lift to the top of the water.

### STABILITY

Optimal deadrise and dynamic lift offer stability. No other pontoon boat manufacturer can deliver the soft ride, great acceleration, and unwavering stability at any speed like Manitou can.



DEADRISE



DYNAMIC LIFT



## THERE'S A REASON WHY THE INDUSTRY LOOKS TO US FOR WHAT'S NEXT.


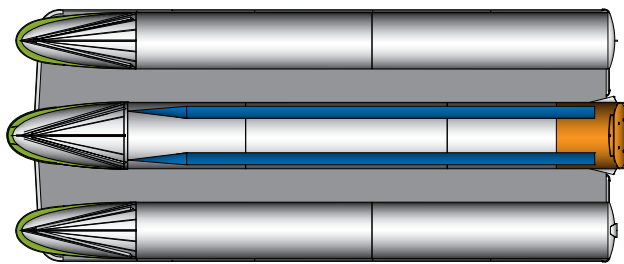
We feel there's always room for improvement in our boats. It's this restless passion to define "what's next" that has resulted in the Manitou name being synonymous with performance. A great amount of our time is spent researching how our boats work in the water.

### TWIN TUBE HULL

While it may be the style of pontoon boat you are most familiar with, the Manitou twin tube hull delivers performance that is totally unexpected. Able to handle up to 130 HP on some models, these Twin Tube's are still capable of giving tubers and light skiers a thrilling ride. And unlike other pontoon builders, every Manitou twin tube is equipped with standard Xtreme Steering, significantly reducing steering loads. Check below deck and notice the rear of the boat is under skinned, curtailing drag and enhancing performance. Even in the twin tube class, there is no scrimping on hull materials. What other pontoon builder has eliminated 0.080 inch thick tube material? And for deck rigidity, check out the double crossmembers used exclusively on every Manitou. Every Manitou model is available with this economical hull design, except for the Legacy LT, X-Plode XT and X-Plode.


### VP

Possessing many of the exceptional ride and handling characteristics of the SHP, the VP is the V-Toon hull equipped to perform at speeds in the upper 30s with up to 150 HP. The VP integrates features such as **SeaStar Hydraulic Steering**, **splashguards** for maximum durability and **positive angle lifting strakes** on the center tube to provide a smooth ride in rough water. The VP is an economical option for those who still want a high performing boat. All Manitou models are available with the VP hull configuration.



### SHP

The Sport Handling Package (SHP) is just that — a perfectly designed V-Toon hull for action and high-performance. Capable of handling 175 – 300 HP, the SHP uses **V-Toon technology**, **SeaStar Power Assist Steering**, our thicker aluminum **Barracuda nosecones**, and **wide positive angle lifting strakes** on all three tubes to ratchet up the boat's efficiency and maneuverability, all while delivering a silky smooth ride at any speed. The SHP is available on all Manitou boat models.



#### LEGEND

- Laterally Pressed Stiffeners
- Deep Pressed Crimps
- Fully Integrated Splash Guards
- Positive Angled Lifting Strakes
- Fully Sealed Transom



## WHEN IT COMES TO A PRECISION PERFORMANCE PONTOON, SKIMPING ON THE STEERING IS NOT AN OPTION.

The steering system is one of the most important features on our pontoons. For the obvious reason, and for the simple fact that, when your operating a boat designed for high-performance, the steering system has to deliver the same level of performance. And that is precisely why we use the highest quality parts and materials in our steering systems.

### XTREME STEERING SYSTEM

Developed specifically for higher-horsepower boats with larger hulls, the Xtreme Steering System dramatically reduces effort needed to turn the steering wheel. Central to the function of the Xtreme system is a high-performance cable that reduces friction between the liner and the cable itself. Allowing for reduced resistance turning as well as a longer lasting system. The Xtreme Steering System is standard on all Twin Tube Manitou boats.



### SEASTAR HYDRAULIC STEERING

We chose to use the SeaStar® Hydraulic Steering because it's a high-performance steering system built for high-performance boats. And, when you're charging across the water, it's good to know your steering system can handle the critical demand. SeaStar Hydraulic Steering offers uncompromised, near effortless steering control and is a standard feature on all VP models.



### SEASTAR POWER ASSIST STEERING

With SeaStar® Power Assist Steering, turning the steering wheel on your pontoon will feel much like turning the wheel on your car. This steering system gives you fingertip control with easy, smooth, and steady precision. Equipped with Kevlar hoses and a 2.4 Ratio Helm Pump, this premiere no feedback system delivers uncompromised control, exceptional performance, and unmatched levels of comfort and safety. Power Assist is standard on all SHP models.













	TWIN	VP	SHP
TUBE DIAMETER	25", 23"	23" x 27" x 23"	23" x 27" x 23"
TUBE MATERIAL THICKNESS	.090"	23" - .090" all but rear section, .100" rear 27" - .100" all but rear section, .160" rear	23" - .090" all but rear section, .100" rear 27" - .100" all but rear section, .160" rear
LIFTING STRAKES	N/A	Positive Angle, Center Tube Only	Positive Angle Wide, All Three Tubes
NOSECONES	Standard	Standard Nosecones with Welded Side Keels	Barracuda
NOSECONE MATERIAL THICKNESS	Top .090" Bottom .100"	Top .090" on 23"; .090" on 27" Bottom .100" on 23"; .110" on 27"	Top .090" on 23"; .090" on 27" Bottom .100" on 23"; .110" on 27"
TRANSOM	Hydrodynamically Shaped	Sealed Performance, Integrated	Sealed Performance, Integrated
STEERING	Xtreme	SeaStar® Hydraulic	SeaStar® Power Assist
FRONT DECK	Curved	Curved	Performance V
DECK	Rear Underskinning with Forward Splash Guards	Underskinning	Underskinning
MAXIMUM HP	60 - 130	150	175 - 300
Fuel Capacity	24 gal	44 gal	44 gal



# 2016 OPTIONS

The presence of a corresponding Manitou model color/  
symbol indicates availability of pictured option.

 Legacy LT	 SES	 Encore Pro Angler
 X-Plode XT	 Encore	 Oasis Angler
 Legacy	 Oasis	 Aurora Angler
 X-Plode	 Aurora	 Standard

Some options may not be available on all models.



Barbeque Grill (Std on SES Entertainer and Galley)



Refrigerator (SES Flip and Encore SE only, Std on SES Entertainer and Galley, N/A on SES Bench and Bar.)



Portable Table



Dinette Table Kit



SES Rear Table (SE only)



Portable Cupholder



Smart Screen (Std on SES Platinum)



Map Software for Manitou Smart Screen (Std on SRW)



Evinrude Smart Screen (Optional on SES Platinum)



Yamaha Smart Screen (SRW only)



Fishfinder, Lowrance Elite-3



Fishfinder, Lowrance Elite-4 Color GPS, Speed/Temp



Fishfinder, Lowrance Elite-5 ChartPlotter



Depth Finder, 2 inch in dash



AM/FM Kicker Bluetooth Radio



Speaker, 4 Standard Kicker (6 on SES)



Speaker, 4 LED Kicker (6 on SES & SRS, Std on SES Platinum)



Speakers, 4 LED Kicker, 5 Channel 800 Watt Amp, 10-inch Sub (6 on SES/SRS)



Ski Mirror



Ski Tow Bar (Optional on 18 Aurora)



Center In-Tube Storage (22' & longer, VP & SHP only)



Rear Remote Control (RF, SE & SR only, must upgrade to Kicker Radio on Oasis and Aurora)



Lighting, Cupholders Blue LED





Lighting, Exterior Blue LED (N/A on 18)



Lighting, Track Interior Blue LED



Lighted Bimini Top  
(Standard on SES Platinum)



Bimini Top, PWR-ARM



Double Bimini Top [N/A on 18', 20', 21'  
and 23/24' (SE/SR) Models]



Hybrid Tower



Sport Arch with Bimini  
(SRS Floor Plans Only)



SL 24 Logo Kit



Folding Entertainment Table (SRS only,  
Takes the place of Privacy Station)



Porta Potti



Bow Gate Filler Bench Seat  
(Full Front Only on Angler)



Raised Helm (Std on SES Platinum)



Hydraulic Pedestal for Helm Chair



Dual Battery Smart Switch (Std on SES  
Entertainer and Galley)



Front Livewell



Trolling Motor Outlet with 1/2 Front Door



Ladder, 4-Step Versa-Trac (N/A on SRW)



In Wall Light Pods



Stainless Steel Dockguard  
(Std on SES Platinum)



Tall Windshield (SRW only)



All Manitou boats can be equipped with a saltwater package that includes a solid keel replacement for the normal "V" keel, fully welded lateral nosecone reinforcements on VP and SHP, sacrificial aluminum anodes on the outside tubes, and a fuel/water separator. Please consult your Manitou dealer for additional saltwater protection plans.



# 2016 BLACKOUT PACKAGE

The Blackout Package offers an element of sleek attitude, both inside and out. Carbon fiber graphics and black chrome logos wrap the bow and sidewalls for a low-profile stance. While the Evo Steering Wheel and blacked-out Kicker Sound System with 800 watt amp add the perfect amount of swagger to the ride. The Blackout Package is available on any color wall panel on the Legacy, X-Plode, and SES.



Legacy Blackout Package Wall — Carbon fiber graphic with black chrome logos



X-Plode Blackout Package Wall — Carbon fiber graphic with black chrome logos



SES Blackout Package Wall — Carbon fiber graphic with black chrome logos. Wall panel shown is SES Flip. Wall panels for SES Bench, Entertainer, Galley and Bar can be seen in the SES section on pages 32 – 37.



Carbon Fiber Graphic



X-Plode — Blackout Bench



Evo Steering Wheel



Black Kicker Sound System with 800 Watt Amp



25 X-Plode SRW SHP




# 2016 FLOORING


We offer a large variety of flooring options to satisfy the multitude of tastes, styles, and performance demands of our customers. Whether you go with a plush carpet, snap-in Luna, or a maintenance free vinyl, you can always count on the very best in quality and finish.

## STANDARD CARPET

Soft to the touch, and highly durable — our carpet flooring will make your new boat feel like home.



TAN — Standard on all models except X-Plode and XT



SILVER — Standard on X-Plode and XT

## SNAP-IN OPTIONS

Snap-in Carpet or Luna is available on vinyl floors.



Snap-In Carpet



Snap-in Luna

## VINYL & TEAK

Vinyl flooring is easy to clean, non-slippery, and requires little or no maintenance. Vinyl floor can be applied on the full deck or rear deck of our leisure models and front, rear or full deck of our angler models. Snap-in Carpet or Luna is available on vinyl floors.



Beige Vinyl



Grey Teak Vinyl  
top: Vertical Pattern  
bottom: Angled Pattern



Brown Teak Vinyl  
top: Vertical Pattern  
bottom: Angled Pattern



Nutmeg Teak Vinyl  
top: Vertical Pattern  
bottom: Angled Pattern



Almond Teak Vinyl

## LUNA

Luna offers performance, durability, and cool comfort underfoot. It is an excellent alternative to traditional carpet. Luna floor can be applied on the full deck or rear deck of our leisure models and front, rear or full deck of our angler models.



Tan Luna



Silver Luna



Dark Tan Luna

## CARPET

- Syntec marine carpet on all models
- Superior stain resistance
- Color fast UV resistant fibers
- Resilient fibers that withstand traffic and the grueling demands of nature
- 5-year fade or failure warranty

## DECKING

- Transferable limited lifetime warranty
- High quality pressure treating guards against rot, decay, insect infestation and delamination
- Specifically developed to withstand the rigorous marine environment





# 2016 COLORS

All 2016 Manitou models come with even more ways to design your boat to match your personal taste and style. Every model offers a unique design and is available with an array of colored walls. The graphics and colors you select are also carried through to coordinate with interior seating vinyl.

## LEGACY LT

### LEGACY LT COLORS





# LEGACY LT CONTINUED



Legacy LT Fiberglass – Tan  
Legacy LT Graphic – Neutral  
Legacy LT Furniture – Tan/Black



Legacy LT Fiberglass – Tan  
Legacy LT Graphic – Burgundy  
Legacy LT Furniture – Tan/Black



Legacy LT Fiberglass – Tan  
Legacy LT Graphic – Blue  
Legacy LT Furniture – Tan/Black



Legacy LT Fiberglass – Tan  
Legacy LT Graphic – Black  
Legacy LT Furniture – Tan/Black



Legacy LT Fiberglass – Tan  
Legacy LT Graphic – Neutral  
Legacy LT Furniture – Tan/Mocha



Legacy LT Fiberglass – Tan  
Legacy LT Graphic – Burgundy  
Legacy LT Furniture – Tan/Mocha



Legacy LT Fiberglass – Tan  
Legacy LT Graphic – Blue  
Legacy LT Furniture – Tan/Mocha



Legacy LT Fiberglass – Tan  
Legacy LT Graphic – Black  
Legacy LT Furniture – Tan/Mocha



Legacy LT Fiberglass – Titanium  
Legacy LT Graphic – Neutral  
Legacy LT Furniture – Taupe/Mocha



Legacy LT Fiberglass – Titanium  
Legacy LT Graphic – Burgundy  
Legacy LT Furniture – Taupe/Mocha



Legacy LT Fiberglass – Titanium  
Legacy LT Graphic – Blue  
Legacy LT Furniture – Taupe/Mocha



Legacy LT Fiberglass – Titanium  
Legacy LT Graphic – Black  
Legacy LT Furniture – Taupe/Mocha



# LEGACY LT CONTINUED



Legacy LT Fiberglass – Titanium  
Legacy LT Graphic – Neutral  
Legacy LT Furniture – Taupe/Black



Legacy LT Fiberglass – Titanium  
Legacy LT Graphic – Burgundy  
Legacy LT Furniture – Taupe/Black



Legacy LT Fiberglass – Titanium  
Legacy LT Graphic – Blue  
Legacy LT Furniture – Taupe/Black



Legacy LT Fiberglass – Titanium  
Legacy LT Graphic – Black  
Legacy LT Furniture – Taupe/Black



Legacy LT Fiberglass – Titanium  
Legacy LT Graphic – Neutral  
Legacy LT Furniture – Tan/Black



Legacy LT Fiberglass – Titanium  
Legacy LT Graphic – Burgundy  
Legacy LT Furniture – Tan/Black



Legacy LT Fiberglass – Titanium  
Legacy LT Graphic – Blue  
Legacy LT Furniture – Tan/Black



Legacy LT Fiberglass – Titanium  
Legacy LT Graphic – Black  
Legacy LT Furniture – Tan/Black



Legacy LT Fiberglass – Titanium  
Legacy LT Graphic – Neutral  
Legacy LT Furniture – Tan/Mocha



Legacy LT Fiberglass – Titanium  
Legacy LT Graphic – Burgundy  
Legacy LT Furniture – Tan/Mocha



Legacy LT Fiberglass – Titanium  
Legacy LT Graphic – Blue  
Legacy LT Furniture – Tan/Mocha



Legacy LT Fiberglass – Titanium  
Legacy LT Graphic – Black  
Legacy LT Furniture – Tan/Mocha



# X-PLODE XT

## X-PLODE XT COLORS



X-Plode XT Fiberglass – Platinum  
X-Plode XT Graphic – Orange  
X-Plode XT Furniture – White/Orange



X-Plode XT Fiberglass – Platinum  
X-Plode XT Graphic – Lime  
X-Plode XT Furniture – White/Lime



X-Plode XT Fiberglass – Platinum  
X-Plode XT Graphic – Blue  
X-Plode XT Furniture – White/Blue



X-Plode XT Fiberglass – Platinum  
X-Plode XT Graphic – Neutral  
X-Plode XT Furniture – White/Black



X-Plode XT Fiberglass – Titanium  
X-Plode XT Graphic – Orange  
X-Plode XT Furniture – White/Orange



X-Plode XT Fiberglass – Titanium  
X-Plode XT Graphic – Lime  
X-Plode XT Furniture – White/Lime



X-Plode XT Fiberglass – Titanium  
X-Plode XT Graphic – Blue  
X-Plode XT Furniture – White/Blue



X-Plode XT Fiberglass – Titanium  
X-Plode XT Graphic – Neutral  
X-Plode XT Furniture – White/Black



# LEGACY

## LEGACY WALL COLORS



Legacy Black Wall with Optional Two Tone Tan Graphic (available with every Legacy wall color choice, Silver on Bronze Wall)



Legacy Blue Wall



Legacy Black Wall



Legacy Charcoal Metallic Wall



Legacy White Metallic Wall



Legacy Bronze Wall



Legacy Burgundy Wall

## LEGACY FURNITURE COLORS



Legacy — Taupe



Legacy — Beige



Legacy — Tan



# X-PLODE


## X-PLODE WALL COLORS



X-Plode Blue Graphic on Black Wall



X-Plode Lime Graphic on Black Wall



X-Plode Neutral Graphic on Black Wall



X-Plode Red Graphic on Black Wall



X-Plode Charcoal Metallic Wall (shown with Lime Graphic)



X-Plode White Metallic Wall (shown with Lime Graphic)

All X-Plode wall graphics available on Black, White or Charcoal Metallic Walls

## X-PLODE FURNITURE COLORS



X-Plode — White/Black



X-Plode — White/Blue



X-Plode — White/Lime



X-Plode — White/Red



X-Plode - Blackout Bench



# SES

## SES WALL COLORS



SES Black Wall with Optional Two Tone Tan Graphic (available with every SES wall color choice, Silver on Bronze Wall)



SES Burgundy Wall



SES Black Wall



SES Blue Wall



SES White Metallic Wall



SES Bronze Wall



SES Charcoal Metallic Wall

Wall panels shown are SES Flip. Wall panels for SES Bench, Entertainer, Galley and Bar can be seen in the SES section on pages 32 – 37.

## SES STANDARD FURNITURE COLORS



SES — Beige/Black



SES — Beige/Burgundy



SES — Beige/Blue



SES — Tan/Neutral



SES — Tan/Blue

## SES PLATINUM FURNITURE COLORS



SES — Tan/Black



SES — Tan/Burgundy



SES Platinum — Taupe



SES Platinum — Beige



SES Platinum — Tan



# ENCORE AND ENCORE PRO ANGLER

## ENCORE AND ENCORE PRO ANGLER WALL COLORS



Encore and Encore Pro Angler Black Wall with Optional Two Tone Tan Graphic (available with every Encore wall color choice, Silver on Bronze Wall)



Encore and Encore Pro Angler Bronze Wall



Encore and Encore Pro Angler Black Wall



Encore and Encore Pro Angler Blue Wall



Encore and Encore Pro Angler White Metallic Wall



Encore and Encore Pro Angler Charcoal Metallic Wall



Encore and Encore Pro Angler Burgundy Wall

## ENCORE AND ENCORE PRO ANGLER FURNITURE COLORS



Encore and Encore Pro Angler — Beige/Black



Encore and Encore Pro Angler — Beige/Burgundy



Encore and Encore Pro Angler — Beige/Blue



Encore and Encore Pro Angler — Tan/Black



Encore and Encore Pro Angler — Tan/Burgundy



Encore and Encore Pro Angler — Tan/Blue



Encore and Encore Pro Angler — Tan/Neutral



# OASIS AND OASIS ANGLER

## OASIS AND OASIS ANGLER WALL COLORS



Oasis and Oasis Angler Blue Wall



Oasis and Oasis Angler Blue Wall with Optional Two Tone Graphic (available with every Oasis wall color choice)



Oasis and Oasis Angler Black Wall



Oasis and Oasis Angler Charcoal Metallic Wall



Oasis and Oasis Angler Bronze Wall



Oasis and Oasis Angler Burgundy Wall

## OASIS AND OASIS ANGLER FURNITURE COLORS



Oasis and Oasis Angler — Beige/Black



Oasis and Oasis Angler — Beige/Burgundy



Oasis and Oasis Angler — Beige/Blue



Oasis and Oasis Angler — Tan/Black



Oasis and Oasis Angler — Tan/Burgundy



Oasis and Oasis Angler — Tan/Blue



Oasis and Oasis Angler — Tan/Neutral



# AURORA AND AURORA ANGLER

## AURORA AND AURORA ANGLER WALL COLORS



Aurora and Aurora Angler Black Metallic Wall



Aurora and Aurora Angler Black Metallic Wall with Optional Powder-Coated Rails



Aurora and Aurora Angler Charcoal Metallic Wall



Aurora and Aurora Angler Blue Wall



Aurora and Aurora Angler White Metallic Wall



Aurora and Aurora Angler Bronze Wall



Aurora and Aurora Angler Burgundy Wall

## AURORA AND AURORA ANGLER FURNITURE COLORS



Aurora — Beige/Black



Aurora — Beige/Burgundy



Aurora — Beige/Blue



Aurora — Tan/Black



Aurora — Tan/Burgundy



Aurora — Tan/Blue




Aurora — Tan/Neutral



# CONSTRUCTION AND QUALITY

## THE BEST PERFORMANCE PONTOON IN THE MARKET STARTS WITH THE STRONGEST FRAME IN THE INDUSTRY


When it comes to how our boats are built, and the quality of the materials used, “good enough” never is. From the fit and finish of a bench seat, to a single weld on a barracuda nosecone — we take the time to ensure every component meets an exceedingly high level of performance. As far as we’re concerned, there simply is no room, or need, for anything but the very best.








**1.** On average, we use more crossmembers than anyone else. Rather than 17 inch intervals, we often place our crossmembers just 7 inches apart. Especially in areas that need extra strength, like where the most force from the engine and water are felt.



**2.** Hat shaped, extruded aluminum crossmembers make up the structure of the strongest frame in the industry. Manitou offers the only frame that can withstand forces associated with the speed and razor sharp turning of V-Toon technology.



**3.** Manitou Pontoon Boats delivers the best welds in the industry.



**2**

**3**



# 2016 PRODUCT AND WARRANTY INFO



**LIMITED LIFETIME WARRANTY**  
ON DECKING, STRUCTURE  
AND PONTOONS.  
5 YEAR BOW TO STERN ON ALL  
OTHER COMPONENTS.

## MODEL YEAR 2016 MANITOU WARRANTY COVERAGE

- Limited Lifetime Decking Warranty (transferable)
- Limited Lifetime Warranty on Structural Components (pontoons, motor mounts, boat understructure, fence assemblies, bimini top frames)
- 5-year warranty on furniture vinyl
- 5-year warranty on bimini top fabric
- 5-year warranty on carpet
- 5-year warranty on mooring covers

Please reference the “Manitou Warranty Procedure Policy” and “Manitou Limited Warranty” for complete details on warranty coverage.



The NMMA Certified label on a Manitou boat lets you know it was built to meet or exceed industry standards. According to the U.S. Coast Guard, NMMA Certified boats have fewer recalls due to safety issues.



## WE'RE 14 FOR 14 ... AND COUNTING.

Manitou is a NMMA Customer Satisfaction Index (CSI) award winner 14 years running! Which is pretty good, seeing that the award has only been given out for 14 years.





# 2015 MCKAINER PONTOON BARREL RACE CHAMPIONS

ON THE WATER, OUR BOATS  
HANDLE EVERYTHING WELL.  
INCLUDING OUR COMPETITION.

Back. To back. To back.


Yes, for the third year in a row, our boats captured first place in all three categories — outboard power up to 150 HP, outboard power from 175 – 200 HP, and outboard power of 225 HP or higher — at the annual McKainer Pontoon Barrel Race, sponsored by Pontoon & Deck Boat magazine. These national races are a proving ground for pontoon boats, providing an opportunity for manufacturers to demonstrate speed and handling.

This past year's event, held in Bloomington, Indiana, was perhaps the most significant endorsement of our V-Toon® hull ever, as our 23-foot Encore RF SHP, powered by an Evinrude E-Tec HO G2 250 HP engine, finished first by five seconds. The most telling part of

this result? The boat in second place was a Sylvan model powered by twin 250 HP Yamaha engines.

By winning this category for the third year in a row, we proved that superior hull design trumps raw horsepower. Fact is, even our 21-foot Oasis SHP, racing in another category and powered by a Evinrude HO G2 200 HP motor, would have beaten that same Sylvan by about two seconds.

While we're justifiably proud of the trophies we collected in Bloomington, we remain most interested in winning the hearts of boaters. We're confident that when you put yourself in a Manitou, you'll know you're out in front, too.





MANITOU PONTOON BOAT'S STANDARDS MEET OR EXCEED  
U.S. COAST GUARD SPECIFICATIONS.



LET YOUR AUTHORIZED MANITOU DEALER HELP YOU SELECT THE RIGHT MANITOU FOR YOU!



TRITON INDUSTRIES, INC. 16020 S. LOWELL ROAD LANSING, MI 48906 [WWW.MANITOUPONTOONBOATS.COM](http://WWW.MANITOUPONTOONBOATS.COM)

Though information in this brochure is current at the time of printing, due to product availability and evaluation, Triton Industries, Inc. reserves the right to change specifications, features or prices without notice or obligation. Optional equipment is shown in some photographs. To avoid disappointment contact your Manitou Dealer or Triton Industries, Inc. for complete and current specification and warranty information.